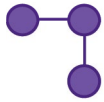


Digestive Enzymes



ADVANCED BIOIDENTICAL
HORMONE THERAPY

Clinical Applications

- Supports Healthy Digestion of Macronutrients and Enhances Nutrient Absorption*
- Supports Breakdown of Polysaccharides in Beans and Cruciferous Vegetables*
- Helps Support Pancreatic and Brush Border Enzyme Function*
- Supports Breakdown of Lactose*

*Digestive Enzymes is a cost-effective, non-prescription, broad-spectrum, digestive enzyme formula suitable for vegans and designed to support the digestion of fat, protein, carbohydrate, fiber, and lactose. This comprehensive formula contains lipase, proteases, alpha-galactosidase, hemicellulase, papain, lactase, and other key digestive enzymes. Digestive Enzymes works in a wide pH range—unlike porcine pancreatin, which works in a narrow pH range.**

All Advanced Bioidentical Hormone Therapy Formulas Meet or Exceed cGMP Quality Standards

Discussion

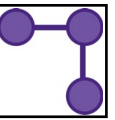
Digestion Food must be broken down into its component parts in order to be absorbed into the bloodstream. Though salivary secretions, chewing, gastric acid, and pepsin begin the process of digestion, the majority of digestion takes place farther down the gastrointestinal tract in the small intestine. Once food leaves the stomach and enters the small intestine, digestive enzymes begin the monumental task of turning it into the building blocks and fuel that the body needs for structural support and metabolic processes. Digestive enzymes are produced primarily in the pancreas and brush border of the small intestine, and the health and function of these organs is vital to effective digestion and absorption. Proteolytic enzymes, amylases, and lipases are responsible for the digestion of proteins, carbohydrates, and fats. The complete digestion of these macronutrients produces small peptides, amino acids, monosaccharides and disaccharides, and free fatty acids that can easily pass through the intestinal microvilli and enter the bloodstream. Healthy digestion assures that incompletely digested molecules and proteins don't enter the bloodstream where they may be recognized as "foreign" by a vigilant immune system.*^[1,2]

Pancreatic and Intestinal Enzymes Pancreatic production of proteases, amylases, and lipases is complemented by intestinal production of lactase, maltase, sucrase, enterokinase, and various peptidases, highlighting the importance of the pancreas and the intestines in the digestive process. The enzyme lactase is required to break down lactose into glucose and galactose before the intact lactose can draw excess water into the bowel, and before colonic bacteria can break it down into volatile gases and acids. Though lactose (a disaccharide found only in mammals' milk) is readily digested by most infants, normal production decreases as a child is weaned onto whole foods and may eventually cease in adulthood. Exogenous administration of lactase can support lactose digestion effectively and allow for continued consumption of milk-based products.^[3,4] Maintaining a healthy gastrointestinal flora helps support brush border function and digestive capacity as well.*^[5]

Digestion of Plant-Based Compounds Digestive Enzymes contains several principle digestive enzymes as well as a complement of enzymes designed to break down plant compounds and fibers that humans would otherwise be unable to digest. Raffinose and melibiose, carbohydrates commonly found in legumes, can be broken down by the intestinal enzyme alpha-galactosidase. In the absence of this enzyme, these carbohydrates pass into the large intestine, where microbes can ferment them and produce volatile gases. Exogenous administration of alpha-galactosidase, present in Digestive Enzymes, supports the digestion of these plant-based compounds and has been used safely and effectively.^[6,7] Beta-glucanase, hemicellulase, pectinase, xylanase, and dipeptidyl peptidase (DPPIV) are also present and improve the digestibility of plant-based foods by breaking down plant cell walls, fibers, and proteins. Phytase is present to facilitate the breakdown of indigestible phytates from grains and seeds, and release phosphorus, calcium, inositol, and other nutrients for absorption. Bromelain and papain offer additional support for protein digestion. The enzyme invertase catalyzes sugar to glucose and fructose.*

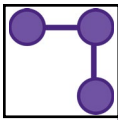
Digestive Enzymes incorporates amylase, lipase, proteases, hemicellulase, bromelain, papain, lactase, DPPIV, and other key digestive enzymes to provide a comprehensive formulation that functions in a wide pH range to support and facilitate healthy digestion. It has been formulated to allow flexible dosing that can be adjusted for individual needs.*

***These statements have not been evaluated by the Food and Drug Administration. This product is not intended to diagnose, treat, cure, or prevent any disease.**



Advanced Bioidentical Hormone Therapy
1808 Barak Lane, Suite 100
Bryan, TX 77802
(979) 485-9926

Digestive Enzymes



Supplement Facts

Serving Size: 2 Capsules
Servings Per Container: 30

	Amount Per Serving	%DV
Protease (pH 3.0-9.0)	120,000 HUT	**
Papain (from papaya)	50,000 TU	**
Bromelain (from pineapple)	120 GDU	**
Amylase	4,000 SKB	**
Amyloglucosidase (glucoamylase)	30 AG	**
Cellulase	4,000 CU	**
Beta-Glucanase	50 BGU	**
Alpha-Galactosidase	400 GAL	**
Invertase	2,000 Sumner	**
Peptidase (29 DPPIV)	2,400 HUT	**
Pectinase	70 Endo PG	**
Lactase	700 ALU	**
Phytase	20 U	**
Acid Stable Protease (pH 2.0-3.5)	400 HUT	**
Lipase	1,200 FIP	**
Xylanase	300 XU	**
Hemicellulase	200 HCU	**

**Daily Value (DV) not established.

Other Ingredients: HPMC (capsule), microcrystalline cellulose, stearic acid, magnesium stearate, and silica.

Directions

Take one to two capsules daily, or use as directed by your healthcare practitioner. If necessary, capsules may be opened and contents sprinkled over food.

Consult your healthcare practitioner prior to use. Individuals taking medication should discuss potential interactions with their healthcare practitioner. Do not use if tamper seal is damaged.

References

1. Bland J, Liska D, Jones DS, et al. *Clinical Nutrition A Functional Approach*. 2nd ed. Gig Harbor, WA: The Institute for Functional Medicine. 2004.
2. Whitcomb DC, Lowe ME. Human pancreatic digestive enzymes. *Dig Dis Sci*. 2007 Jan;52(1):1-17. Review. [PMID: 17205399]
3. Sanders SW, Tolman KG, Reitberg DP. Effect of a single dose of lactase on symptoms and expired hydrogen after lactose challenge in lactose-intolerant subjects. *Clin Pharm*. 1992 Jun;11(6):533-8. [PMID: 1534729]
4. Heyman MB; Committee on Nutrition. Lactose intolerance in infants, children, and adolescents. *Pediatrics*. 2006 Sep;118(3):1279-86. Review. [PMID: 16951027]
5. Zaouche A, Loukil C, De Lagausie P, et al. Effects of oral *Saccharomyces boulardii* on bacterial overgrowth, translocation, and intestinal adaptation after small-bowel resection in rats. *Scand J Gastroenterol*. 2000 Feb;35(2):160-5. [PMID: 10720113]
6. Di Stefano M, Miceli E, Gotti S, et al. The effect of oral alpha-galactosidase on intestinal gas production and gas-related symptoms. *Dig Dis Sci*. 2007 Jan;52(1):78-83. [PMID: 17151807]
7. Ganiats TG, Norcross WA, Halverson AL, et al. Does Beano prevent gas? A double-blind crossover study of oral alpha-galactosidase to treat dietary oligosaccharide intolerance. *J Fam Pract*. 1994 Nov;39(5):441-5. [PMID: 7964541]

Does Not Contain

Wheat, gluten, yeast, soy, animal or dairy products, fish, shellfish, peanuts, tree nuts, egg, ingredients derived from genetically modified organisms (GMOs), artificial colors, or artificial sweeteners.

Maltodextrin (derived from corn) is used to standardize enzyme activity.

***These statements have not been evaluated by the Food and Drug Administration. This product is not intended to diagnose, treat, cure, or prevent any disease.**

Advanced Bioidentical Hormone Therapy
1808 Barak Lane, Suite 100
Bryan, TX 77802
(979) 485-9926

DRS-220
REV. 06/10/15