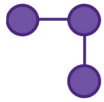


Methylate



ADVANCED BIOIDENTICAL HORMONE THERAPY Clinical Applications

- Supports Cardiovascular and Neurological Health*
- Supports the Maintenance of Healthy Homocysteine Levels Already Within Normal Range*
- Supports Healthy Methylation of Estrogen, Dopamine, Epinephrine, Heavy Metals, and Environmental Toxins*

*Methylate is a comprehensive formula designed to support optimal methylation and help maintain healthy homocysteine levels already within normal range. It features five key nutrients that are involved in homocysteine metabolism: folate as calcium folinate and Quatrefolic® for increased bioactivity; trimethylglycine; and vitamins B12, B6, and B2. These five nutrients, provided in activated forms, support enhanced methylation and overall cardiovascular health.**

All Advanced Bioidentical Hormone Therapy Formulas Meet or Exceed cGMP Quality Standards

Discussion

Methylate provides 5-methyltetrahydrofolate (active folate), pyridoxal 5'-phosphate (active B6), methylcobalamin (active B12), riboflavin 5'-phosphate (active vitamin B2), and anhydrous betaine (trimethylglycine). These five nutrients promote the process of methylation. Methylation is the addition of a methyl group (a carbon atom with three hydrogen atoms attached) to proteins, enzymes, chemicals, DNA, or amino acids like homocysteine. It is a vital and fundamental process that takes place in many biochemical pathways involving detoxification, cardiovascular health, neurological health, eye health, muscle health, bone health, and redox balance. Effective methylation also has roles in the biosynthesis and breakdown of catecholamines, such as epinephrine. This is an important aspect of healthy adrenal functioning.*

Folic Acid (as calcium folinate and 5-methyltetrahydrofolate) This B vitamin has important roles in detoxification, nervous system function, breast tissue health, prenatal development, and the conversion of homocysteine back to methionine. In its active form, folic acid serves as a donor of methyl groups. Providing the combination of calcium folinate and 5-methyltetrahydrofolate (5-MTHF) allows optimal utilization of folic acid by bypassing metabolic steps to bioactivity.^[1] In fact, 5-MTHF is the form into which the body must convert all other forms of folic acid before it can be used. In this formula, 5-MTHF is provided as calcium folinate and Quatrefolic®. Quatrefolic is proven to have greater stability, solubility, and bioavailability over the calcium salt forms of 5-MTHF.*

Despite research showing that folic acid and 5-MTHF have equivalent bioavailability and that supplementation with large doses of folic acid can "force" its conversion to the more active form, 5-MTHF may be the preferred form to support healthy folate status. This may be especially true in those with certain variations in folate metabolism or digestion that can affect conversion of folic acid to 5-MTHF.^[2-4] Folate is stored in the red blood cells, where levels have been shown to be higher after supplementation with 5-MTHF compared to folic acid and placebo. Patients given 5 mg of 5-MTHF experienced plasma levels 700% greater than patients given folic acid.^[5] In another study, authors concluded that 5-MTHF should be the primary choice of supplementation to support healthy homocysteine levels already within the normal range.*^[6]

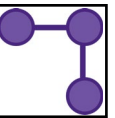
Trimethylglycine (as anhydrous betaine) Found in several tissues in humans, trimethylglycine acts as an alternative methyl donor in homocysteine metabolism. Trimethylglycine may also be a preventive agent against the activation of NF-kappaB.*^[7]

Vitamin B12 (as methylcobalamin) Cyanocobalamin (the form of B12 present in many supplements) has to be converted in the liver to methylcobalamin, the form provided in Methylate. B12 is another methyl donor, and studies suggest that it supports healthy homocysteine levels already within the normal range on its own and in combination with folate.*^[8]

Vitamin B6 (as pyridoxal 5'-phosphate) This coenzyme form of vitamin B6 is the primary bioactive form. It is a coenzyme in approximately 100 enzymatic reactions.^[9] Data from the Framingham Study showed an inverse association between homocysteine and good B6 status (as well as B12 and folate).^[10]

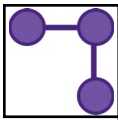
Vitamin B2 (as riboflavin 5'-phosphate) As the principal coenzyme form of B2, riboflavin 5'-phosphate is used in many oxidative reactions. Folate and riboflavin interact to support healthy homocysteine levels already within the normal range, possibly by maximizing the catalytic activity of the enzyme methylenetetrahydrofolate reductase (MTHFR). The effect may be unrelated to MTHFR genotype.*^[11]

***These statements have not been evaluated by the Food and Drug Administration. This product is not intended to diagnose, treat, cure, or prevent any disease.**



Advanced Bioidentical Hormone Therapy
1808 Barak Lane, Suite 100
Bryan, TX 77802
(979) 485-9926

Methylate



Supplement Facts

Serving Size: 1 Capsule
Servings Per Container: 120

	Amount Per Serving	%Daily Value
Riboflavin (as riboflavin 5'-phosphate sodium)	25 mg	1471%
Vitamin B6 (as pyridoxal 5'-phosphate)	10 mg	500%
Folate (1000 mcg as calcium folinate and 1000 mcg as Quatrefolic® (6S)-5-methyltetrahydrofolic acid, glucosamine salt)	2000 mcg	500%
Vitamin B12 (as methylcobalamin)	1000 mcg	16,667%
Betaine Anhydrous (trimethylglycine)	500 mg	**

** Daily Value not established.

Other Ingredients: HPMC (capsule), stearic acid, silica, microcrystalline cellulose, magnesium stearate, and medium-chain triglyceride oil.



Quatrefolic® Quatrefolic® is a registered trademark of Gnosis S.p.A. Produced under US patent 7,947,662.

Directions

Take one capsule one to two times daily, or as directed by your healthcare practitioner.

Consult your healthcare practitioner prior to use. Individuals taking medication should discuss potential interactions with their healthcare practitioner. Do not use if tamper seal is damaged.

Does Not Contain

Wheat, gluten, corn, yeast, soy, animal or dairy products, fish, shellfish, peanuts, tree nuts, egg, ingredients derived from genetically modified organisms (GMOs), artificial colors, artificial sweeteners, or artificial preservatives.

References

- Venn BJ, Green TJ, Moser R, et al. Comparison of the effect of low-dose supplementation with L-5-methyltetrahydrofolate or folic acid on plasma homocysteine: a randomized placebo-controlled study. *Am J Clin Nutr.* 2003 Mar;77(3):658-62. [PMID: 12600857]
- Yakut M, Ustün Y, Kabaçam G, et al. Serum vitamin B(12) and folate status in patients with inflammatory bowel diseases. *Eur J Intern Med.* 2010 Aug;21(4):320-23. [PMID: 20603044]
- Halsted CH, Villanueva JA, Devlin AM, et al. Folate deficiency, methionine metabolism, and alcoholic liver disease. *Alcohol.* 2002 Jul;27(3):169-72. [PMID: 12163145]
- Kluijtmans LA, Van den Heuvel LP, Boers GH, et al. Molecular genetic analysis in mild hyperhomocysteinemia: a common mutation in the methylenetetrahydrofolate reductase gene is a genetic risk factor for cardiovascular disease. *Am J Hum Genet.* 1996 Jan;58(1):35-41. [PMID: 8554066]
- Willems FF, Boers GH, Blom HJ, et al. Pharmacokinetic study on the utilisation of 5-methyltetrahydrofolate and folic acid in patients with coronary artery disease. *Br J Pharmacol* 2004;141:825-30. [PMID: 14769778]
- Caruso R, Campolo J, Sedda V, et al. Effect of homocysteine lowering by 5-methyltetrahydrofolate on redox status in hyperhomocysteinemia. *J Cardiovasc Pharmacol.* 2006 Apr;47(4):549-55. [PMID: 16680068]
- Go EK, Jung KJ, Kim JY, et al. Betaine suppresses proinflammatory signaling during aging: the involvement of nuclear factor-kappaB via nuclear factor-inducing kinase/IkappaB kinase and mitogen-activated protein kinases. *J Gerontol A Biol Sci Med Sci.* 2005 Oct;60(10):1252-64. [PMID: 16282556]
- Lowering blood homocysteine with folic acid based supplements: meta-analysis of randomised trials. Homocysteine Lowering Trialists' Collaboration. *BMJ.* 1998 Mar;316(7135):894-98. [PMID: 9569395]
- Strain JJ, Dowey L, Ward M, et al. B-vitamins, homocysteine metabolism and CVD. *Proc Nutr Soc.* 2004 Nov;63(4):597-603. [PMID: 15831132]
- Selhub, J. 2006. The many facets of hyperhomocysteinemia: studies from the framingham cohorts. *J Nutr.* 2006 Jun;136(6 Suppl):1726S-30S. [PMID: 16702347]
- Moat SJ, Ashfield-Watt PA, Powers HJ, et al. Effect of riboflavin status on the homocysteine-lowering effect of folate in relations to the MTHFR (C677T) genotype. *Clin Chem.* 2003 Feb;49(2):295-302. [PMID: 12560354]

***These statements have not been evaluated by the Food and Drug Administration. This product is not intended to diagnose, treat, cure, or prevent any disease.**

Advanced Bioidentical Hormone Therapy
1808 Barak Lane, Suite 100
Bryan, TX 77802
(979) 485-9926

DRS-142
REV. 04/13/15